


# John Henry Foster

## Get a handle on your workholding needs with help from John Henry Foster

With a complete offering of Destaco clamps, linear motion products and systems, John Henry Foster is your source for high-performance automation, workholding and remote-handling solutions.

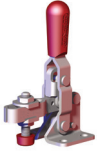


Material Handling  
Products


314-427-0600

[www.jhf.com](http://www.jhf.com)


### Vertical Hold Down Clamps


**Series 201, Flanged Base U Bar**

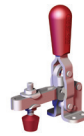
Max. Holding Capacity	Clamp Bar Opening (+10%)	Handle Opening	Part No.	Price
100 lbf. (440N)	100°	55°	201-U	\$11.79


**Series 202, Flange Base Solid Bar**

Max. Holding Capacity	Clamp Bar Opening (+10%)	Handle Opening	Part No.	Price
200 lbf. (890N)	105°	65°	202	\$12.37


**Series 202, Flanged Base U Bar**

Max. Holding Capacity	Clamp Bar Opening (+10%)	Handle Opening	Part No.	Price
100 lbf. (440N)	100°	55°	202-U	\$12.37


**Series 202, Flanged Base Long U Bar**

Max. Holding Capacity	Clamp Bar Opening (+10%)	Handle Opening	Part No.	Price
200 lbf. (890N)	105°	65°	202-UL	\$14.32


**Series 207, Flanged Base U Bar**

Max. Holding Capacity	Clamp Bar Opening (+10%)	Handle Opening	Part No.	Price
375 lbf. (1670N)	99°	57°	207-U	\$16.16


**Series 2002, Flanged Base Solid Bar**

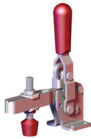
Max. Holding Capacity	Clamp Bar Opening (+10%)	Handle Opening	Part No.	Price
600 lbf. (2700N)	75°	66°	2002-U	\$16.62


**Series 207, Flanged Base Open Bar**

Max. Holding Capacity	Clamp Bar Opening (+10%)	Handle Opening	Part No.	Price
375 lbf. (1670N)	99°	57°	207-UL	\$16.82


**Series 210, Flanged Base U Bar**

Max. Holding Capacity	Clamp Bar Opening (+10%)	Handle Opening	Part No.	Price
600 lbf. (2670N)	103°	58°	210-U	\$24.17


**Series 247, Flanged Base U Bar**

Max. Holding Capacity	Clamp Bar Opening (+10%)	Handle Opening	Part No.	Price
1000 lbf. (400N)	120°	67°	247-U	\$35.63


### Horizontal Hold Down Clamps


**Series 205, Flanged Base Solid Bar**

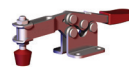
Max. Holding Capacity	Clamp Bar Opening (+10%)	Handle Opening	Part No.	Price
60 lbf. (270N)	94°	82°	205-S	\$9.11


**Series 205, Flanged Base U Bar**


Max. Holding Capacity	Clamp Bar Opening (+10%)	Handle Opening	Part No.	Price
60 lbf. (270N)	94°	80°	205-U	\$9.11


**Series 213, Flanged Base U Bar**


Max. Holding Capacity	Clamp Bar Opening (+10%)	Handle Opening	Part No.	Price
150 lbf. (670N)	90°	60°	213-U	\$11.95


**Series 215, Flanged Base U Bar**


Max. Holding Capacity	Clamp Bar Opening (+10%)	Handle Opening	Part No.	Price
200 lbf. (890N)	87°	78°	215-U	\$12.31


**Series 217, Flanged Base U Bar**


Max. Holding Capacity	Clamp Bar Opening (+10%)	Handle Opening	Part No.	Price
200 lbf. (890N)	91°	61°	217-U	\$15.87


**Series 225, Flanged Base U Bar**

Max. Holding Capacity	Clamp Bar Opening (+10%)	Handle Opening	Part No.	Price
500 lbf. (2200N)	91°	61°	225-U	\$14.05


**Series 227, Flanged Base U Bar**

Max. Holding Capacity	Clamp Bar Opening (+10%)	Handle Opening	Part No.	Price
500 lbf. (2200N)	91°	56°	227-U	\$17.49


**Series 235, Flanged Base U Bar**

Max. Holding Capacity	Clamp Bar Opening (+10%)	Handle Opening	Part No.	Price
750 lbf. (3340N)	92°	70°	235-U	\$24.33

### Horizontal Hold Down Clamps



**Series 305, Flanged Base U Bar**

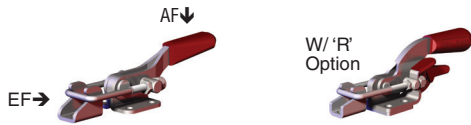
Max. Holding Capacity	Clamp Bar Opening (+10%)	Handle Opening	Part No.	Price
150 lbf. (670N)	90°	170°	305-U	\$11.64



**Series 307, Flanged Base U Bar**

Max. Holding Capacity	Clamp Bar Opening (+10%)	Handle Opening	Part No.	Price
350 lbf. (1560N)	92°	173°	307-U	\$18.03

### Latch Clamps



**Pull Action Latch Clamps (Horizontal U-Hook)**

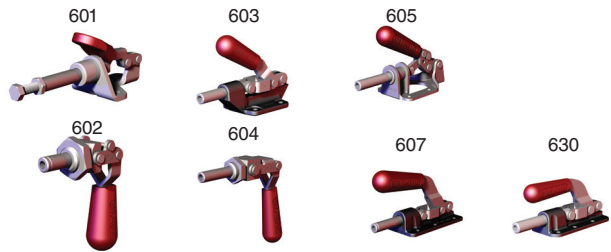
Model	Max. Holding Capacity	EF:AF*	Drawing Movement	Part No.	Price
323	360 lbf. (1600N)	27:1	1.18"	323	\$13.11
331	720 lbf. (3200N)	32:1	1.75"	331	\$17.42
331-R**	720 lbf. (3200N)	32:1	1.75"	331	\$31.84
341	2000 lbf. (8900N)	29:1	2.50"	341	\$27.84
341-R**	2000 lbf. (8900N)	29:1	2.50"	341	\$46.64

\*EF=Exerting Force AF=Applied Force \*\*R=Toggle Lock Plus (Secondary release mechanism, insures clamp hold)



**Pull Action Latch Clamps (J-Hook)**

Model	Max. Holding Capacity	EF:AF*	Drawing Movement	Part No.	Price
351	375 lbf. (1670N)	27:1	4.00"	351	\$13.32



**Straight Line Action Latch Clamps**

Model	Max. Holding Capacity	EF:AF Push/Pull	Plunger Travel	Part No.	Price
601	100 lbf. (440N)	14:1/25:1	0.63"	601	\$12.11
602	200 lbf. (900N)	31:1/28:1	0.75"	602	\$17.11
603	600 lbf. (2670N)	23:1/34:1	1.25"	603	\$22.79
604	300 lbf. (1330N)	45:1/26:1	2.50"	604	\$19.10
605	300 lbf. (1330N)	45:1/40:1	1.25"	605	\$18.35
607	800 lbf. (3560N)	37:1/64:1	1.63"	607	\$35.82
630	2500 lbf. (11100N)	36:1/23:1	2.00"	630	\$43.81

### Pneumatic Clamps



Part No.	Price	Max. Holding Capacity Inner/Outer	Max. Exerting Force @ 72 PSI Inner/Outer	Port Size
802-U	\$120.23	200 lbf. (890N)/ 110 lbf. (490N)	450 lbf. (2340N)/ 110 lbf. (1045N)	1/8"
807-S	\$133.14	500 lbf. (2200N)/ 260 lbf. (1160N)	540 lbf. (2412N)/ 180 lbf. (804N)	1/8"
807-U	\$133.14	375 lbf. (1670N)/ 275 lbf. (1220N)	576 lbf. (2573N)/ 297 lbf. (1327N)	1/8"
810-U	\$216.84	600 lbf. (2670N)/ 290 lbf. (1290N)	856 lbf. (3834N)/ 407 lbf. (1823N)	1/8"
812-U	\$111.22	100 lbf. (440N)/ 55 lbf. (245N)	136 lbf. (613N) 92 lbf. (413N)	M5



Part No.	Price	Max. Holding Capacity (N)	Holding Capacity (lbf)	Port Size
817-U	\$158.35	2,000N	375 lbf.	1/8"
827-U	\$265.89	2,670N	600 lbf.	1/8"
847-U	\$391.26	4,450N	1,000 lbf.	1/4"



Part No.	Price	Voltage	Length	Function	Max Switch. Current	Conn.
810173	\$63.64	4.5-28VDC	6.5"	PNP	100mA	M8 Male quick connect

### Robohand




#### 2-Jaw General Industrial Grippers

Size	Total Rated Grip Force F @ 100 psi [7 bar]		Total Stroke mm [in]	Series	Part No.	Price
	Spring Assist without	Spring Assist with				
2M	494 [111]	661 [149]	12 [0.47]	RDH	RDH-2M-L	\$991.00
3M	854 [192]	1094 [246]	16 [0.63]	RDH	RDH-3M-L	\$1,028.00
4M	1414 [318]	1814 [408]	20 [0.79]	RDH	RDH-4M-L	\$1097.00
<b>Miniature</b>						
1M	156 [192]	178 [246]	4.1 [0.160]	RP	RP-5	\$19.50

Size	Total Rated Grip Force @ 100 psi [7 bar] N [lbs]	Total Stroke mm [in]	Series	Part No.	Price
1	116 [26]	6.4 [0.25]	RPL	RPL-1	\$286.00
2	116 [26]	12.7 [0.50]	RPL	RPL-2	\$394.00
3	160 [36]	19.1 [0.75]	RPL	RPL-3	\$551.00
4	160 [36]	25.4 [1.00]	RPL	RPL-4	\$615.00
10	178 [40]	6.4 [0.25]	RP	RP-10	\$452.00
17	979 [220]	19.1 [0.75]	RP	RP-17	\$822.00
10M-1	222 [50]	6.4 [0.25]	DPG	DPG-10-1-V	\$488.00
10M-1	222 [50]	6.4 [0.25]	DPG	DPG-10M-1-V	\$488.00
10M-2	222 [50]	12.7 [0.50]	DPG	DPG-10M-2-V	\$554.00
10M-3	222 [50]	19.1 [0.75]	DPG	DPG-10-3	\$551.00
125M	445 [100]	9.5 [0.38]	DPDS	DPDS-125M-038	\$888.00
<b>Miniature</b>					
1	36 [8]	3.2 [0.130]	RPM	RPM-1M	\$427.00
2	36 [8]	4.8 [0.19]	RPM	RPM-2M	\$437.00
3	36 [8]	6.3 [0.25]	RPM	RPM-3M	\$643.68

#### Workholding Accessories

Name	Part No.	Price
Sensor Kit	8EA-138-1	\$158.46
M8 Quick Disconnect Cable 2m Length	CABL-010	\$28.26
M8 Quick Disconnect Cable 3m Length	CABL-015	\$47.00
PNP Magneto Resistive Sensor	OHSP-017	\$91.00
PNP Inductive Sensor with Quick Disconnect	OISP-011	\$139.00
Robohand Shock Absorber	SHOK-010	\$77.00



#### 3 Jaw Heavy-Duty Parallel Gripper

Size	Total Rated Grip Force F @ 100 psi [7 bar]		Total Stroke mm [in]	Series	Part No.	Price
	Spring Assist without	Spring Assist with				
2M	812 [183]	979 [220]	12 [0.47]	RTH	RTH-2M-L	\$900.00
3M	1349 [303]	1708 [384]	16 [0.63]	RTH	RTH-3M-L	\$1,029.00

#### 2 Jaw Angular Gripper

Size	Total Rated Grip Force @ 100 psi [7 bar] N [lbs]	Stroke (degree per finger)	Series	Part No.	Price
50m	651 [146]	90°	CT	CT-50M	\$1773.00

#### 2-Jaw Heavy-Duty Parallel Grippers

Size	Total Rated Grip Force @ 100 psi [7 bar] N [lbs]	Total Stroke mm [in]	Series	Part No.	Price
200M	3250 [800]	200 [7.87]	RPR	RPR-63M-200	\$2776.00
375M-1	400 [90]	25.4 [1.00]	RPW	RPW-375M-1-V	\$930.00
375M-2	400 [90]	50.8 [2.00]	RPW	RPW-375-2	\$948.00
500M-2	667 [150]	63.5 [2.50]	RPW	RPW-500-2	\$1108.00
500M-2	667 [150]	63.5 [2.50]	RPW	RPW-500M-2	\$xxxx.00
375M-2	445 [100]	50.8 [2.00]	DPW	DPW-375M-2	\$810.00
625M-2	1068 [240]	3.6 [7.8]	RPW	RPW-625M-2	\$xxxx.00
500M-1	800 [180]	38.1 [1.50]	DPW	DPW-500M-1-W	\$890.00
500M-2	800 [180]	63.5 [2.50]	DPW	DPW-500M-2	\$931.00

#### Internal Air Cylinder Linear Thruster Slides

Size	Thrust Force F N [lbs]		Stroke mm [in]	Series	Part No.	Price
	Long @ 80 psi [5.5 bar]	Mini @ 7 bar [100 psi]				
<b>Long Body</b>						
12m	275 [62]		80 [3.15]	DLT	DLT-12-L-C-3	\$433.00
12m	275 [62]		125 [4.92]	DLT	DLT-12-L-C-5	\$460.00
16m	275 [62]		150 [5.90]	DLT	DLT-16-L-C-6	\$514.00
<b>Miniature Dual-V Roller Bearing</b>						
1m	67 [15]		13 [0.50]	MPS	MPS-1-1	\$385.00
2m	196 [44]		25 [1.00]	MPS	MPS-2-2	\$460.00

#### Rotary Actuators

Size	Maximum Payload kg [lbs]	Maximum Payload Inertia Nm sec <sup>2</sup> [in-lbs sec <sup>2</sup> ]	Maximum Torque Nm [lbs-in] @ 100psi/7 bar		Maximum Rotation	Series	Part No.	Price
			Mid-Stroke	End-Stroke				
<b>Medium-Duty</b>								
36	3.6 [8.0]	0.00468 [0.0414]	7.4 [65]	3.7 [32]	90°	RR	RR-36-90	\$1213.00
36	3.6 [8.0]	0.00468 [0.0414]	7.4 [65]	3.7 [32]	180°	RR	RR-36-180-M	\$1458.00
36	3.6 [8.0]	0.00468 [0.0414]	7.4 [65]	3.7 [32]	180°	RR	RR-36M-180	\$1458.00
46	6.8 [15]	0.01096 [0.0970]	14 [122]	7 [61]	90°	RR	RR-46M-90	\$1629.00
<b>Light-Duty</b>								
28	1.36 [3.0]	0.01096 [0.0970]	2.5 [22]	2.5 [22]	180°	RR	RR-28M-180	\$919.00